



Welcome
Parents/Guardians
To
Kindergarten



Meet our Teachers

Kindergarten

K-202 Ms. Foley

K-207 Ms. Marrero

K-211 Ms. Ramos

K-217 Ms. Hovde

Music: Mr. Jennings

Library: Ms. Neidish





Science: Ms. Schranz

Physical Education: Mr. Diaz





Important Reminders






- Send school supplies.
 - Label all of your child's items (backpacks, folders, clothing, snack, lunch/lunch boxes)
 - In addition to the \$6 listed on our supply list, please send \$20 in an envelope labeled with your child's name and class for our 2 field trips
 - Arrival is through Garden Path
 - Dismissal is through Garden Path
- 
- 
- 
- 



Important Reminders

Everyday!!!!

September 8, 2016 to June 28, 2017

- Send a healthy snack (no glass bottles)
 - Pack snack and lunch separately and label each (“Snack” “Lunch”)
 - Label all water bottles
 - Arrival is through cafeteria
 - Dismissal is through Garden Path unless there is inclement weather (dismissal then will be through the cafeteria)
 - Children may arrive at 7:30 for breakfast
 - Teacher picks up class at 8:20 in cafeteria
- 
- 
- 
- 
- 

Class Schedule

This is what a typical day in our classroom may look like.

School/Class Begins: 8:20am
Morning Meeting
Word Work: Foundations/ Phonics
Reading
Writing
Math
Snack/Lunch/Recess
Social Studies/Centers
Read-Aloud
Playground
Dismissal: Begin at 2:25 at the Garden Path

Specials

Physical Education
Science
Music
Library



Kindergarten Curriculum

We design our units based on the Common Core Standards.



The standards can be found at:

<http://www.corestandards.org/read-the-standards/>









Print Concepts

- Follow words from left to right, top to bottom, and page by page
 - Recognize that spoken words are represented in written language by specific sequence of letters
 - Understand that words are separated by spaces in print
 - Recognize and name all upper & lower case letters
 - Identify front/back cover and title page of a book
- 
- 










Phonics Curriculum

- Recognize and produce rhyming words
 - Count, pronounce, blend and segment syllables in spoken words
 - Blend and segment onsets and rimes of single-syllable spoken words
 - Isolate and pronounce the initial, medial, vowel and final sounds in CVC words
 - Add or substitute individual sounds in simple, one-syllable words to make new words.
 - Demonstrate basic knowledge of one to one letter sound correspondences
 - Associate the long and short sounds with common spellings for the 5 major vowels
 - Read common high-frequency words (sight words)
 - Read emergent-reader texts with purpose and understanding
- 
- 
- 
- 





Reading Curriculum

- Ask and answer questions about key detail in a text
 - Retell familiar stories in sequence, including key details
 - In informational texts, identify the main topic and retell key details
 - Identify characters, setting and major events in a story
 - Ask and answer questions about unknown words in a text
 - Recognize common types of texts (fiction/nonfiction)
 - Name the author and illustrator of a story
 - Describe the relationship between illustrations and the story in which they appear
- 
- 
- 
- 
- 





Reading Curriculum(2)

- Compare and contrast the adventure and experiences of character in familiar stories
 - Actively engage in group reading activities
 - Make connections between self, text, and the world
 - Identify basic similarities and differences between two texts on the same topic
 - Identify fiction and non fiction texts
- 
- 







Writing Curriculum

- Use a combination of drawing, dictating and writing to compose opinion, informative/explanatory pieces,
 - Use a combination of drawing, dictating and writing to narrate a single event or several loosely linked events, tell about the event in order and provide a reaction to what happened
 - Write using complete sentences, begin sentences with an upper case letter and end with correct punctuation
 - Use graphic organizers to organize ideas (Venn diagrams, T-Charts)
- 
- 









Speaking and Listening

- Follow agreed upon rules for discussions
 - Continue a conversation through simple exchanges
 - Ask and answer questions about key details in a text
 - Speak audibly and express thoughts, feelings and ideas clearly
 - Engage in discussions in which they state and support an opinion about a given topic
- 
- 









Math Curriculum

- Represent, count, and compare numbers 0-20 beyond.
 - Count to 100 by ones and tens.
 - Model and draw addition and subtraction problems
 - Write addition and subtraction sentences
 - Identify, describe and compare 2 Dimensional and 3 Dimensional shapes
 - Compare length, height and weight
 - Classify and count by color, shape size
 - Make and read a graph
 - Sort and count objects
- 
- 
- 
- 







Social Studies Curriculum

- School and School Community: What is a school and what does it mean to be a good citizen of a school community?
 - Self and Others: How are people unique?
 - Families: Why are families important?
 - The Neighborhood: How do neighborhoods meet our needs?
- 
- 
- 
- 



Curriculum Resources

- GoMath: Think Central: <https://www.k-6.thinkcentral.com> (Personalized log-in information will be provided by the school.)
 - i-Ready: (literacy and math): www.i-ready.com (Personalized log-in information will be provided by the school.)
- 
- 
- 
- 

Homework

- Homework is given daily. Homework is a reflection of what is learned in the classroom and it provides additional practice. It may include:

1 Math

1 Literacy






Book Report (Normally given on Fridays)



Classroom Community





- Our classroom rules help us get along with each other and creates a fun, safe learning environment.

Our Classroom Rules

- Listen when your teacher or someone else is talking
 - Follow directions quickly
 - Keep your hands and feet to yourself
 - Raise your hand to speak
 - Be safe, be kind, be honest
- 
- 
- 
- 
- 





Special Events

- Classroom Publishing Celebrations
 - Birthdays
 - Volunteers, Bookpal, Mystery Readers
 - Field Day
 - School Pride Week
 - Moving Up/Kindergarten Festival
 - Conferences
- 
- 
- 
- 









Communication

- If your child is **absent**, please send an absence note upon return to school
 - If your child will be picked up early, please send a note or call the office.
 - If your child will be picked up by someone other than yourself, please send a letter with names of people authorized to pick up your child
 - If your child has any allergies, is on medication, has Asthma etc.. please notify the school nurse and alert the teacher
 - If your child is late, he/she must be checked in at the school office before coming to class.
- 
- 





Communication

- The best form of communication is to write a note and send it in your child's homework folder. Homework folders are checked daily.
 - Homework folders need to be checked daily at home as well. School notices and teacher notes to parents will be placed in these folders
 - I may also be contacted by email @:
- 
- 
- 
- 
- 
- 

Questions?



Let's Have a
Great Year!

